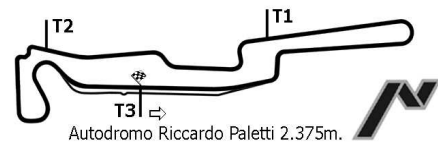


ANALISI DEI TEMPI SESSIONE DI PROVA 1



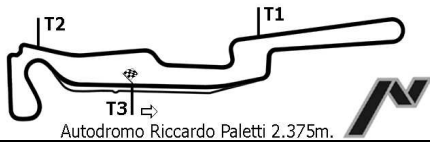
GIRO VEL SETT.1 SETT.2 FINISH TEMPO

GIRO VEL SETT.1 SETT.2 FINISH TEMPO

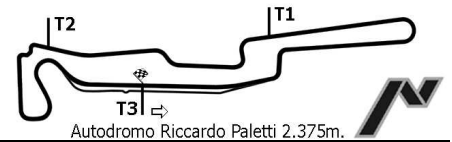
18 ROSI Alessandro

PORSCHE 996

1)		27'41.238	27.052	29.857	1'31.563
2)	(197.4)	33.474	18.450	25.614	1'17.538
3)		37.206	18.356	25.109	1'20.671
4)	(179.4)	33.644	18.789	25.569	1'18.002
5)		32.555	18.247	25.219	1'16.021
6)	(197.0)	32.811	22.181	26.266	1'21.258
7)		32.490	18.248	25.032	1'15.770
8)		16'37.781	18.680	25.605	17'22.066
9)		32.356	17.993	25.087	1'15.436
10)		32.485	17.776	24.799	1'15.060
11)		32.182	19.188	24.981	1'16.351
12)		32.412	19.773	25.120	1'17.305
13)		32.434	18.003	24.772	1'15.209
14)		32.088	17.756	24.525	1'14.369
15)		46.762	23.320	32.338	1'42.420
16)		45'40.874	20.135	27.427	46'28.436
17)	(193.8)	33.289	18.303	25.424	1'17.016
18)	(199.6)	32.867	18.234	25.399	1'16.500
19)	(197.8)	32.325	18.354	24.965	1'15.644
20)	(196.0)	33.752	18.335	31.525	1'23.612
21)		37.577	18.030	25.453	1'21.060
22)		33.194	17.985	25.567	1'16.746
23)		32.175	18.037	24.727	1'14.939
24)	(199.6)	32.071	17.820	25.871	1'15.762
25)	(187.1)	32.446	19.064	25.837	1'17.347
26)		26'43.064	19.421	26.907	27'29.392
27)	(190.8)	33.073	18.321	25.875	1'17.269
28)		33.113	18.457	25.554	1'17.124
29)		27'54.242	31.119	36.094	29'01.455
30)	(84.6)	45.036	19.863	25.908	1'30.807
31)		34.058	18.328	25.075	1'17.461
32)		32.274	18.066	25.136	1'15.476
33)	(197.0)	32.244	18.438	26.265	1'16.947
34)		32.364	18.115	25.050	1'15.529
35)		32.469	18.051	24.976	1'15.496



ANALISI DEI TEMPI SESSIONE DI PROVA 1



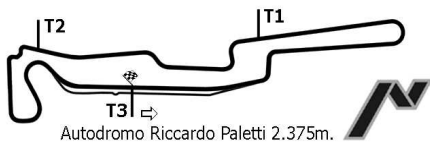
GIRO VEL SETT.1 SETT.2 FINISH TEMPO

GIRO VEL SETT.1 SETT.2 FINISH TEMPO

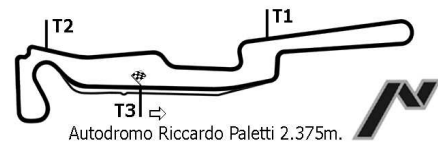
19 MONTANARI David

PORSCHE 997

1)		27'46.993	22.816	30.182	1'31.745
2)	(180.3)	34.876	19.657	26.469	1'21.002
3)		33.900	18.970	25.937	1'18.807
4)		33.614	18.788	25.934	1'18.336
5)		41.830	21.707	26.890	1'30.427
6)	(185.5)	33.882	18.541	25.684	1'18.107
7)	(186.5)	33.541	18.736	25.644	1'17.921
8)		33.986	19.453	25.716	1'19.155
9)		33.195	18.499	25.602	1'17.296
10)	(157.4)	40.668	27.196	36.195	1'44.059
11)		53.696	25.517	36.540	1'55.753
12)		43.199	27.600	32.208	1'43.007
13)		38.893	19.196	26.734	1'24.823
14)	(182.4)	33.582	18.537	25.628	1'17.747
15)	(184.9)	33.440	18.629	25.473	1'17.542
16)	(184.9)	33.683	18.875	25.411	1'17.969
17)		33.807	18.223	25.271	1'17.301
18)		33.517	18.800	25.423	1'17.740
19)		33.415	18.546	25.391	1'17.352
20)		33.942	19.152	25.976	1'19.070
21)	(129.4)	6'36.322	19.296	25.703	7'21.321
22)	(185.2)	33.431	20.547	25.305	1'19.283
23)		33.500	18.641	25.293	1'17.434
24)	(186.8)	32.989	18.851	25.177	1'17.017
25)	(185.5)	33.208	18.256	25.274	1'16.738
26)	(179.4)	41'00.272	19.894	28.499	41'48.665
27)		35.009	18.771	26.699	1'20.479
28)	(181.5)	33.669	18.448	25.444	1'17.561
29)	(184.6)	35.665	18.783	25.387	1'19.835
30)		33.342	18.366	25.883	1'17.591
31)		33.176	18.174	25.648	1'16.998



ANALISI DEI TEMPI SESSIONE DI PROVA 1



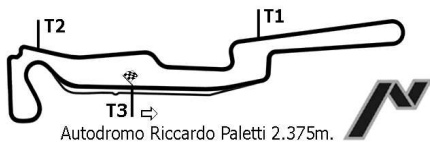
GIRO VEL SETT.1 SETT.2 FINISH TEMPO

GIRO VEL SETT.1 SETT.2 FINISH TEMPO

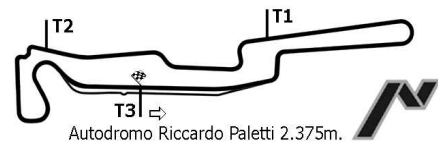
20 ANTONUZZI Fabrizio

PORSCHE 997

1)	(145.9)	27'46.103	22.441	30.565	1'31.361
2)	(185.5)	34.022	18.646	25.560	1'18.228
3)	(187.1)	33.444	19.641	25.619	1'18.704
4)		33.441	18.840	25.279	1'17.560
5)		32.790	18.112	25.175	1'16.077
6)	(186.8)	32.979	18.067	25.611	1'16.657
7)	(187.5)	33.061	17.925	25.835	1'16.821
8)		16'45.162	18.884	25.263	17'29.309
9)	(174.4)	34.692	18.581	25.084	1'18.357
10)	(184.3)	33.675	18.751	24.894	1'17.320
11)	(185.5)	32.928	18.247	24.854	1'16.029
12)	(186.5)	33.037	18.431	28.333	1'19.801
13)		33.038	18.070	24.793	1'15.901
14)	(187.1)	33.010	17.839	25.083	1'15.932
15)	(185.8)	32.717	17.622	25.038	1'15.377
16)	(186.8)	38.517	25.597	32.360	1'36.474
17)	(99.3)	46'32.003	33.226	38.007	47'43.236
18)	(95.4)	39.717	19.244	25.658	1'24.619
19)	(184.6)	33.411	18.897	25.351	1'17.659
20)	(185.8)	33.433	18.029	25.321	1'16.783
21)	(187.8)	32.920	18.244	25.567	1'16.731
22)	(186.8)	33.522	18.203	24.996	1'16.721
23)	(188.4)	32.971	17.892	24.933	1'15.796
24)		33.634	17.884	24.914	1'16.432
25)		57'56.243	31.907	35.699	59'03.849
26)	(70.3)	50.555	19.021	25.883	1'35.459
27)	(181.8)	34.421	18.567	25.131	1'18.119
28)		33.504	18.388	25.478	1'17.370
29)	(187.8)	33.144	17.876	25.193	1'16.213
30)		33.165	18.397	25.201	1'16.763
31)	(186.5)	33.012	17.860	31.611	1'22.483
32)	(75.7)	8'54.416	18.530	25.532	9'38.478
33)		34.032	18.246	24.994	1'17.272
34)		33.493	18.030	24.956	1'16.479
35)		33.653	17.951	25.018	1'16.622
36)		35.269	19.650	24.955	1'19.874
37)		33.892	18.069	25.407	1'17.368
38)		33.702	18.355	25.330	1'17.387
39)	(187.1)	33.343	17.952	25.554	1'16.849
40)	(187.8)	33.060	18.213	25.027	1'16.300
41)	(185.5)	33.286	18.069	25.170	1'16.525
42)		42.017	27.820	31.498	1'41.335



ANALISI DEI TEMPI SESSIONE DI PROVA 1



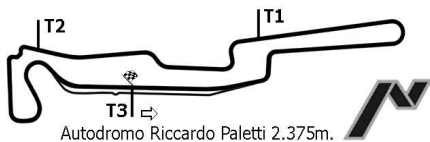
GIRO VEL SETT.1 SETT.2 FINISH TEMPO

GIRO VEL SETT.1 SETT.2 FINISH TEMPO

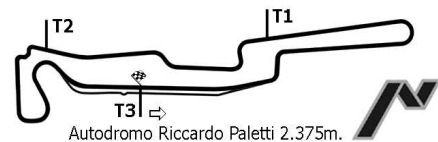
23 SALOMONE Daniele

CHEVROLET CA

1)		30'54.403	20.610	28.563	1'25.849
2)	(169.0)	36.229	20.938	28.342	1'25.509
3)	(171.4)	5'12.927	21.743	30.571	6'05.241
4)	(164.6)	40.564	21.268	29.760	1'31.592
5)	(167.1)	41.983	21.636	28.471	1'32.090
6)	(173.6)	36.489	22.184	29.700	1'28.373
7)	(168.2)	37.532	20.916	28.998	1'27.446
8)	(166.4)	37.603	20.423	28.223	1'26.249
9)	(170.0)	37.153	20.972	28.246	1'26.371
10)	(161.6)	29'24.684	21.427	28.273	30'14.384
11)	(174.1)	37.685	20.155	27.430	1'25.270
12)	(170.0)	40.252	20.915	29.349	1'30.516
13)	(174.1)	37.134	21.460	30.244	1'28.838
14)	(171.7)	35.789	21.418	31.609	1'28.816
15)	(173.0)	36.326	20.708	27.978	1'25.012
16)	(169.2)	38.278	20.574	28.254	1'27.106
17)	(170.0)	36.396	20.385	27.925	1'24.706
18)	(170.6)	36.514	20.233	27.680	1'24.427
19)	(172.2)	17'33.612	21.049	28.028	18'22.689
20)	(168.4)	5'20.354	24.518	30.514	6'15.386
21)	(160.9)	4'52.553	24.266	28.108	5'44.927
22)	(172.5)	37.930	20.827	28.180	1'26.937
23)	(167.4)	36.419	20.118	28.957	1'25.494
24)	(166.9)	36.417	21.188	27.898	1'25.503
25)	(170.6)	35.876	20.026	27.537	1'23.439
26)	(170.0)	19'40.061	21.903	29.413	20'31.377
27)	(165.1)	36.548	20.697	28.206	1'25.451
28)	(167.7)	37.875	20.160	27.640	1'25.675
29)	(170.0)	35.982	19.612	28.001	1'23.595
30)	(167.1)	20'56.162	22.431	32.123	21'50.716
31)	(168.2)	37.845	21.843	28.798	1'28.486
32)	(172.8)	37.328	21.345	30.749	1'29.422
33)	(172.2)	36.857	20.817	28.723	1'26.397
34)	(169.8)	20'26.421	25.734	35.188	21'27.343
35)	(138.2)	41.003	26.018	30.584	1'37.605
36)	(167.9)	37.752	20.712	28.211	1'26.675
37)	(172.8)	36.419	20.460	30.051	1'26.930



ANALISI DEI TEMPI SESSIONE DI PROVA 1

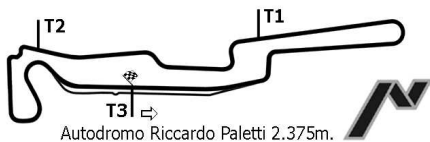


GIRO VEL SETT.1 SETT.2 FINISH TEMPO GIRO VEL SETT.1 SETT.2 FINISH TEMPO

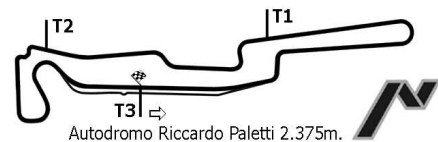
24 CAVOZZA Alfredo

LANCIA DELTA

1)	(153.1)	39'03.498	22.681	31.530	1'43.067
2)	(153.8)	38.262	22.787	27.902	1'28.951
3)	(166.4)	37.902	20.850	26.904	1'25.656
4)	(170.6)	36.056	23.039	27.458	1'26.553
5)	(168.4)	36.171	20.839	27.104	1'24.114
6)	(168.7)	35.510	22.127	27.117	1'24.754
7)	(169.8)	38.741	21.243	29.417	1'29.401
8)	(120.5)	39.838	21.900	27.820	1'29.558
9)	(117.7)	39.136	20.890	28.023	1'28.049
10)	(108.0)	39.038	20.086	27.305	1'26.429
11)	(107.0)	37.618	19.854	26.769	1'24.241
12)	(169.5)	35.638	20.578	26.692	1'22.908
13)	(170.6)	35.428	20.103	26.626	1'22.157
14)	(170.3)	38.189	19.737	26.545	1'24.471
15)	(170.6)	35.659	20.828	26.746	1'23.233
16)	(168.4)	34.926	19.827	26.259	1'21.012
17)	(169.5)	35.014	19.336	26.322	1'20.672
18)	(167.9)	35.033	20.618	26.506	1'22.157
19)	(169.5)	35.509	31.352	26.816	1'33.677
20)	(169.2)	35.471	19.565	26.862	1'21.898
21)	(167.4)	35.778	19.987	27.405	1'23.170
22)	(139.3)	37.358	20.291	27.841	1'25.490
23)	(171.1)	32'38.664	23.465	27.845	33'29.974
24)	(164.1)	38.692	20.655	27.265	1'26.612
25)	(163.8)	36.256	20.391	26.855	1'23.502
26)	(167.4)	35.379	19.802	26.917	1'22.098
27)	(168.4)	35.417	19.412	26.564	1'21.393
28)	(165.3)	35.495	19.319	26.299	1'21.113
29)	(169.5)	35.268	19.548	26.570	1'21.386
30)	(169.8)	35.017	19.481	26.605	1'21.103
31)	(169.0)	35.475	19.611	26.131	1'21.217
32)	(171.1)	35.052	19.344	26.093	1'20.489
33)	(169.2)	35.004	19.085	26.092	1'20.181
34)	(169.8)	47.661	19.250	26.242	1'33.153
35)		35.639	20.415	27.095	1'23.149
36)	(166.4)	35.468	19.435	27.387	1'22.290
37)	(170.3)	34.713	19.365	26.433	1'20.511
38)	(169.2)	37.693	19.226	26.315	1'23.234
39)		35.689	19.249	26.165	1'21.103
40)	(169.5)	35.220	18.999	25.997	1'20.216
41)	(156.2)	35.754	19.331	27.425	1'22.510
42)	(168.4)	13'39.413	22.024	29.483	14'30.920
43)	(166.6)	35.976	20.874	26.664	1'23.514
44)	(166.9)	35.125	20.014	26.584	1'21.723
45)	(167.9)	35.001	19.255	26.375	1'20.631



ANALISI DEI TEMPI SESSIONE DI PROVA 1



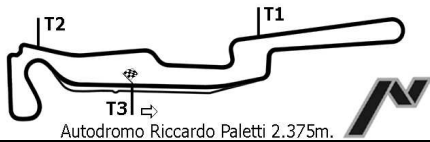
GIRO VEL SETT.1 SETT.2 FINISH TEMPO

GIRO VEL SETT.1 SETT.2 FINISH TEMPO

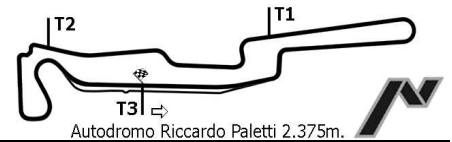
25 MOSCHINI Cristian

MITSUBISHI L

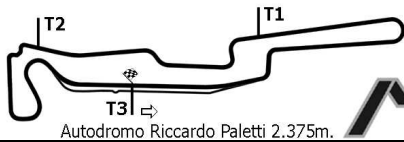
1)	(163.6)	23'44.899	21.935	29.326	1'46.229
2)	(167.9)	36.086	21.096	28.720	1'25.902
3)	(169.8)	36.196	19.802	27.699	1'23.697
4)	(170.3)	35.907	20.360	27.916	1'24.183
5)	(151.8)	36.887	20.461	27.580	1'24.928
6)	(164.8)	37.487	20.372	27.740	1'25.599
7)	(173.3)	35.829	19.044	27.297	1'22.170
8)	(161.9)	52'32.305	28.651	34.565	53'35.521
9)	(116.2)	48.446	24.226	29.845	1'42.517
10)	(131.3)	44.484	21.291	36.487	1'42.262
11)	(168.2)	36.082	19.671	26.789	1'22.542
12)	(168.4)	11'42.368	22.698	27.697	12'32.763
13)	(163.6)	35.950	19.075	26.771	1'21.796
14)	(166.4)	35.546	19.223	26.748	1'21.517
15)	(166.1)	35.211	20.592	27.278	1'23.081
16)	(166.9)	11'54.051	26.245	31.593	:12'51.889
17)	(134.8)	41.493	20.635	27.211	1'29.339
18)	(171.4)	34.775	19.355	26.003	1'20.133
19)	(150.2)	59.872	30.695	34.829	2'05.396
20)	(172.2)	34.536	18.713	25.763	1'19.012
21)	(137.9)	11'17.380	25.870	27.730	12'10.980
22)	(170.6)	35.371	19.178	26.025	1'20.574
23)	(146.5)	45.051	19.524	26.017	1'30.592
24)	(132.3)	5'07.340	21.557	33.677	6'02.574
25)	(167.9)	34.583	18.924	26.019	1'19.526
26)	(165.6)	43.860	25.241	30.426	1'39.527
27)	(172.5)	34.576	18.622	25.641	1'18.839
28)	(142.6)	50.133	32.361	29.587	1'52.081
29)	(175.8)	34.152	19.623	35.423	1'29.198
30)	(99.2)	54.420	26.689	34.730	1'55.839
31)	(173.3)	34.522	27.613	30.193	1'32.328
32)	(173.9)	34.115	18.465	25.923	1'18.503



ANALISI DEI TEMPI SESSIONE DI PROVA 1

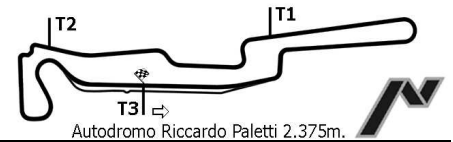


GIRO	VEL	SETT.1	SETT.2	FINISH	TEMPO	GIRO	VEL	SETT.1	SETT.2	FINISH	TEMPO
26	DESIANTE Dimitri					56)		36.714	19.092	26.969	1'22.775
	MINI COOPER					57)		35.938	19.483	26.869	1'22.290
1)	53'13.959	24.749	31.016	1'40.558	58)		36.239	19.329	26.792	1'22.360	
2)	39.984	21.988	28.611	1'30.583	59)		36.410	19.873	27.771	1'24.054	
3)	56.362	22.927	30.719	1'50.008	60)		36.101	19.594	27.031	1'22.726	
4)	40.995	22.269	31.164	1'34.428	61)		36.015	19.556	27.158	1'22.729	
5)	38.062	21.339	28.589	1'27.990	62)		36.233	19.426	26.855	1'22.514	
6)	36.554	20.142	27.685	1'24.381	63)		36.240	19.475	26.979	1'22.694	
7)	37.089	20.375	27.523	1'24.987	64)		36.237	18.976	26.853	1'22.066	
8)	(159.7)	37.984	20.394	27.041	1'25.419						
9)		36.419	20.125	26.823	1'23.367						
10)		36.513	19.959	27.289	1'23.761						
11)		36.327	19.934	27.074	1'23.335						
12)		51.179	20.925	28.975	1'41.079						
13)	(122.4)	8'55.583	21.801	27.564	9'44.948						
14)		37.667	19.955	27.317	1'24.939						
15)		36.236	19.978	26.718	1'22.932						
16)		36.270	19.734	26.836	1'22.840						
17)		36.448	19.779	26.977	1'23.204						
18)		36.051	19.978	26.903	1'22.932						
19)		36.517	19.970	26.881	1'23.368						
20)		36.332	19.410	26.827	1'22.569						
21)		36.216	19.545	26.789	1'22.550						
22)		24'21.200	23.406	30.391	25'14.997						
23)		38.400	21.468	29.189	1'29.057						
24)		36.668	19.932	27.257	1'23.857						
25)		36.705	19.842	29.866	1'26.413						
26)		38.174	19.894	27.036	1'25.104						
27)		36.251	20.208	27.274	1'23.733						
28)		36.430	19.509	26.859	1'22.798						
29)	(158.3)	36.302	19.831	26.925	1'23.058						
30)		36.805	19.871	27.714	1'24.390						
31)		36.773	19.681	26.944	1'23.398						
32)		36.415	19.636	26.914	1'22.965						
33)		36.704	19.486	26.787	1'22.977						
34)		36.175	19.649	26.936	1'22.760						
35)		36.498	19.545	27.354	1'23.397						
36)	(133.8)	35'03.503	25.832	31.678	36'01.013						
37)	(142.2)	38.138	20.889	27.463	1'26.490						
38)		36.609	19.909	27.665	1'24.183						
39)		36.331	19.449	26.740	1'22.520						
40)		36.039	19.452	26.923	1'22.414						
41)		36.077	19.492	27.105	1'22.674						
42)	(160.2)	36.293	19.388	26.857	1'22.538						
43)		36.120	19.393	26.658	1'22.171						
44)		36.055	19.607	27.105	1'22.767						
45)		35.950	19.283	26.699	1'21.932						
46)		36.015	19.363	27.103	1'22.481						
47)		36.162	19.255	26.762	1'22.179						
48)		35.962	19.681	27.019	1'22.662						
49)		11'10.298	20.886	27.843	11'59.027						
50)		36.430	20.101	27.067	1'23.598						
51)		36.046	19.410	26.697	1'22.153						
52)		35.890	19.275	26.508	1'21.673						
53)	(161.9)	35.958	19.387	27.213	1'22.558						
54)		35.811	19.623	27.225	1'22.659						
55)		36.405	20.823	28.710	1'25.938						



Autodromo Riccardo Paletti 2.375m.

ANALISI DEI TEMPI SESSIONE DI PROVA 1



Autodromo Riccardo Paletti 2.375m.

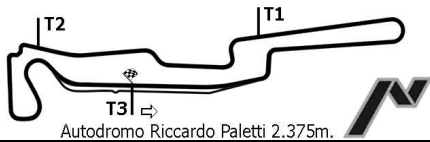
GIRO VEL SETT.1 SETT.2 FINISH TEMPO GIRO VEL SETT.1 SETT.2 FINISH TEMPO

27 AMICABILE Fabio

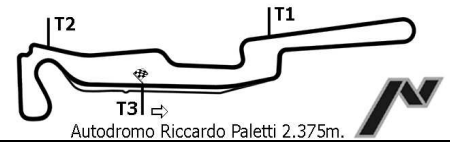
PORSCHE 997

1)	(74.8)	36'36.223	19.532	25.458	1'28.100
2)	(187.5)	33.147	18.092	25.065	1'16.304
3)	(185.8)	32.821	18.227	25.610	1'16.658
4)	(184.6)	32.766	18.051	24.602	1'15.419
5)	(185.2)	36.361	18.492	25.204	1'20.057
6)	(187.1)	32.596	19.804	25.187	1'17.587
7)	(171.4)	33.850	18.143	25.652	1'17.645
8)	(186.2)	10'34.123	17.773	24.603	11'16.499
9)	(188.4)	32.924	18.178	24.716	1'15.818
10)	(185.5)	36.038	19.878	27.061	1'22.977
11)	(186.5)	32.471	18.079	24.841	1'15.391
12)	(185.5)	32.708	17.815	32.954	1'23.477
13)	(93.5)	9'02.401	19.007	25.278	9'46.686
14)	(186.5)	32.337	17.800	24.874	1'15.011
15)	(184.6)	32.368	18.084	24.650	1'15.102
16)	(187.1)	33.121	18.985	24.879	1'16.985
17)	(186.8)	33.113	18.888	24.845	1'16.846
18)	(186.2)	32.398	18.113	24.541	1'15.052
19)	(187.8)	32.409	17.806	25.174	1'15.389
20)	(184.6)	33.374	18.438	25.181	1'16.993
21)	(186.2)	32.370	18.042	24.765	1'15.177
22)	(187.8)	38.261	19.003	24.992	1'22.256
23)	(184.9)	32.841	18.108	25.540	1'16.489
24)	(183.6)	32.494	20.186	25.984	1'18.664
25)	(184.3)	32.601	17.974	24.586	1'15.161
26)	(186.8)	32.470	18.107	24.961	1'15.538
27)	(187.5)	32.755	17.983	26.379	1'17.117
28)	(185.5)	32.268	17.921	24.894	1'15.083
29)	(188.4)	54.764	34.370	22'11.931	23'41.065
30)					1'17.015
31)					1'16.691
32)					1'16.282
33)					1'15.898
34)					1'16.070
35)					6'59.160
36)					1'16.345
37)					1'17.773
38)					1'17.891
39)					1'18.911
40)					3'10.259
41)					1'17.710
42)					1'17.086
43)					1'16.501
44)					1'16.473
45)					29'23.246
46)					1'15.855
47)					1'15.197
48)					1'16.144
49)					1'18.631
50)					1'16.082
51)					1'15.546
52)					1'15.392
53)					1'15.919
54)					1'16.103
55)					1'15.849

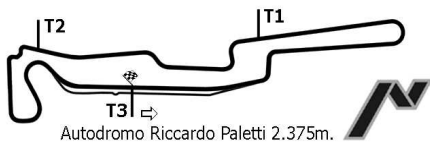
<i>GIRO</i>	<i>VEL</i>	<i>SETT.1</i>	<i>SETT.2</i>	<i>FINISH</i>	<i>TEMPO</i>	<i>GIRO</i>	<i>VEL</i>	<i>SETT.1</i>	<i>SETT.2</i>	<i>FINISH</i>	<i>TEMPO</i>
56)					1'15.325						
57)					1'19.868						
58)					12'21.210						
59)					1'20.679						
60)					1'30.666						
61)					1'30.179						
62)					1'56.720						
63)					1'15.605						
64)					1'15.652						
65)					1'17.260						
66)					1'15.987						
67)					2'17.678						
68)					1'33.924						
69)					1'18.353						
70)					1'16.287						
71)					1'15.150						
72)					2'26.570						



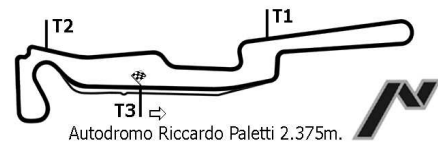
ANALISI DEI TEMPI SESSIONE DI PROVA 1



Autodromo Riccardo Paletti 2.375m.					Autodromo Riccardo Paletti 2.375m.							
GIRO	VEL	SETT.1	SETT.2	FINISH	TEMPO	GIRO	VEL	SETT.1	SETT.2	FINISH	TEMPO	
28	PASTORELLI Luca						56)	(187.8)	33.568	28.747	28.631	1'30.946
	PORSCHÉ 996						57)	(183.3)	34.607	19.287	26.256	1'20.150
1)		51'07.072	22.666	28.851	1'29.623	58)	(189.1)	33.912	19.085	26.906	1'19.903	
2)	(173.9)	36.575	21.419	28.486	1'26.480	59)	(187.8)	34.352	19.068	27.866	1'21.286	
3)	(158.8)	37.746	20.868	28.195	1'26.809	60)	(173.9)	34.890	19.155	26.854	1'20.899	
4)	(183.6)	35.310	20.362	28.001	1'23.673	61)	(187.5)	34.096	19.239	26.355	1'19.690	
5)	(182.7)	35.439	22.852	27.711	1'26.000	62)	(188.1)	39.684	18.924	26.117	1'24.725	
6)	(175.8)	36.803	19.842	28.135	1'24.780	63)	(186.2)	33.744	18.881	26.141	1'18.766	
7)	(164.1)	36.473	20.339	27.160	1'23.972	64)	(189.1)	33.943	19.006	26.976	1'19.925	
8)	(181.5)	34.956	19.558	27.097	1'21.611	65)	(188.1)	33.917	18.635	26.176	1'18.728	
9)	(184.9)	34.935	19.603	27.163	1'21.701	66)	(187.8)	33.652	18.519	28.875	1'21.046	
10)	(183.9)	36.355	19.652	27.582	1'23.589							
11)	(177.0)	35.489	19.611	26.976	1'22.076							
12)	(186.8)	34.509	19.536	26.859	1'20.904							
13)	(186.8)	34.122	19.877	26.759	1'20.758							
14)	(180.3)	46.995	25.389	35.000	1'47.384							
15)	(78.7)	8'57.898	26.939	28.562	9'53.399							
16)	(181.5)	35.031	19.440	26.535	1'21.006							
17)	(186.8)	34.189	19.285	26.473	1'19.947							
18)	(186.5)	35.419	19.581	26.258	1'21.258							
19)	(186.8)	34.520	19.351	26.628	1'20.499							
20)	(186.2)	34.350	20.099	27.097	1'21.546							
21)	(183.6)	33.936	19.646	26.439	1'20.021							
22)	(187.1)	34.171	19.217	26.412	1'19.800							
23)	(186.5)	34.221	19.329	26.662	1'20.212							
24)	(183.6)	10'52.473	19.242	26.514	11'38.229							
25)	(185.2)	34.172	19.189	26.507	1'19.868							
26)	(184.9)	34.806	18.916	26.197	1'19.919							
27)	(186.2)	34.557	19.084	26.274	1'19.915							
28)	(185.5)	34.098	20.787	26.928	1'21.813							
29)	(164.3)	35.004	19.039	31.978	1'26.021							
30)	(73.9)	9'56.357	19.476	26.612	10'42.445							
31)	(183.9)	34.677	18.829	26.600	1'20.106							
32)	(183.3)	5'11.354	21.148	28.734	6'01.236							
33)	(182.4)	34.165	19.207	26.242	1'19.614							
34)	(188.1)	33.759	19.048	26.507	1'19.314							
35)	(188.1)	34.111	19.082	26.325	1'19.518							
36)	(162.1)	35.602	18.975	26.569	1'21.146							
37)	(187.5)	34.089	19.063	26.118	1'19.270							
38)	(189.8)	33.730	18.849	26.608	1'19.187							
39)	(187.5)	7'31.897	36.540	40.425	8'48.862							
40)	(122.5)	46.116	28.723	35.086	1'49.925							
41)	(156.2)	40.306	26.966	32.836	1'40.108							
42)	(153.8)	45.717	28.665	33.337	1'47.719							
43)	(148.3)	39.992	24.128	32.079	1'36.199							
44)	(129.6)	11'23.064	20.852	28.014	12'11.930							
45)	(178.8)	34.823	19.176	26.530	1'20.529							
46)	(189.8)	34.147	19.049	26.842	1'20.038							
47)	(189.4)	33.974	19.741	26.357	1'20.072							
48)	(190.1)	33.662	18.860	26.376	1'18.898							
49)	(189.1)	34.188	19.006	26.177	1'19.371							
50)	(188.8)	33.973	18.687	26.262	1'18.922							
51)	(176.7)	12'41.192	20.357	27.230	13'28.779							
52)	(185.2)	34.435	19.264	27.968	1'21.667							
53)	(188.8)	33.756	18.560	26.154	1'18.470							
54)	(154.2)	9'36.939	20.342	27.210	10'24.491							
55)	(186.2)	34.098	18.841	26.165	1'19.104							



ANALISI DEI TEMPI SESSIONE DI PROVA 1



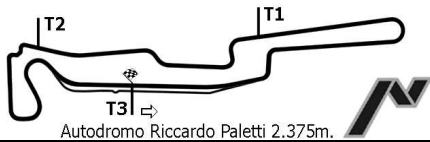
GIRO VEL SETT.1 SETT.2 FINISH TEMPO

GIRO VEL SETT.1 SETT.2 FINISH TEMPO

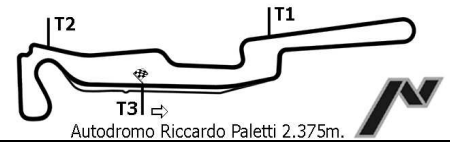
29 MORA Marcello

PORSCHE 996

1)					1'30.795
2)					3'01.536
3)					1'22.113
4)					3'02.871
5)					1'24.360
6)		42.142	20.816	27.482	1'30.440
7)					8'18.842
8)					1'30.001
9)					1'23.953
10)					1'21.110
11)					1'32.393
12)					1'24.857
13)					1'26.351
14)					31'42.757
15)		39.278	21.669	29.442	1'30.389
16)	(143.0)	37.989	21.611	31.396	1'30.996
17)	(173.9)	37.542	20.852	28.166	1'26.560
18)	(169.0)	36.918	21.311	28.404	1'26.633
19)	(173.0)	38.186	21.013	27.847	1'27.046
20)	(171.9)	38.586	20.262	27.620	1'26.468
21)	(173.3)	7'03.194	24.446	30.351	7'57.991
22)	(171.9)	36.715	20.578	28.201	1'25.494
23)	(160.7)	37.727	20.056	26.884	1'24.667
24)		35.356	20.325	27.553	1'23.234
25)	(166.9)	8'08.026	20.409	27.630	8'56.065
26)	(173.9)	36.957	20.150	27.498	1'24.605
27)	(173.6)	35.473	19.890	27.339	1'22.702
28)	(179.4)	35.192	20.129	26.728	1'22.049
29)	(180.9)	35.397	19.442	26.830	1'21.669
30)	(179.4)	35.309	20.977	26.651	1'22.937
31)	(180.9)	35.146	19.974	27.076	1'22.196



ANALISI DEI TEMPI SESSIONE DI PROVA 1



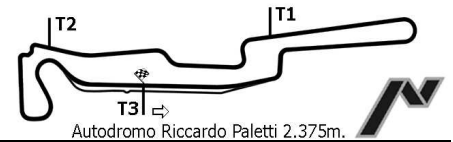
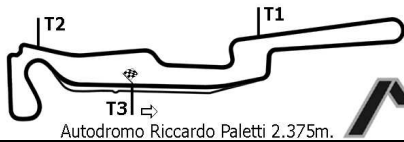
GIRO VEL SETT.1 SETT.2 FINISH TEMPO

GIRO VEL SETT.1 SETT.2 FINISH TEMPO

45 BATTISTI Jacopo

HONDA S2000

1)	(154.9)	46'43.427	21.598	29.756	1'31.031
2)		42.726	21.638	29.377	1'33.741
3)		39.123	21.703	29.714	1'30.540
4)		39.211	21.745	29.265	1'30.221
5)		38.572	21.280	29.191	1'29.043
6)		38.484	21.075	30.165	1'29.724
7)		40.713	21.304	29.629	1'31.646
8)		38.214	20.978	28.440	1'27.632
9)		37.666	20.850	28.439	1'26.955
10)		38.081	21.184	28.611	1'27.876
11)		37.904	20.835	28.343	1'27.082
12)		38.089	24.368	28.049	1'30.506
13)		39.504	21.385	28.305	1'29.194
14)		39.014	21.071	28.418	1'28.503
15)		42.055	25.324	31.020	1'38.399
16)		3'15.172	21.076	29.082	4'05.330
17)		37.534	20.709	28.635	1'26.878
18)		38.425	20.697	28.497	1'27.619
19)		4'00.232	22.157	28.947	4'51.336
20)		37.844	20.141	28.049	1'26.034
21)		37.439	20.439	28.528	1'26.406
22)		31'53.535	21.691	29.193	32'44.419
23)		39.919	21.029	28.630	1'29.578
24)		38.489	20.325	28.695	1'27.509
25)	(152.5)	38.418	20.769	28.528	1'27.715
26)		38.564	20.808	28.280	1'27.652
27)		12'47.022	21.239	28.989	13'37.250
28)		39.673	22.142	29.276	1'31.091
29)		39.847	21.958	29.667	1'31.472
30)	(108.2)	49.406	24.882	31.413	1'45.701
31)		47.524	25.828	30.845	1'44.197
32)		41.711	21.736	28.877	1'32.324
33)		25'21.650	22.916	29.063	26'13.629
34)		38.473	20.759	28.578	1'27.810
35)		38.343	21.460	28.259	1'28.062
36)		39.567	21.469	28.947	1'29.983
37)		39.020	21.519	28.104	1'28.643
38)		38.972	21.540	28.553	1'29.065
39)		39.127	21.607	29.867	1'30.601
40)		2'58.856	21.777	29.179	3'49.812



ANALISI DEI TEMPI SESSIONE DI PROVA 1

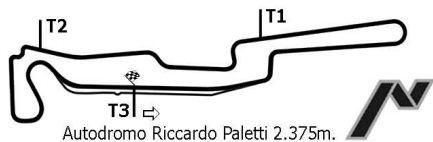
GIRO VEL SETT.1 SETT.2 FINISH TEMPO GIRO VEL SETT.1 SETT.2 FINISH TEMPO

46 ANSELMI Daniele


PORSCHE TURB

1)	(182.7)	34'44.708	19.404	26.287	1'20.467
2)	(183.0)	33.781	18.842	26.244	1'18.867
3)	(183.9)	34.487	22.733	26.735	1'23.955
4)	(182.7)	34.013	19.294	26.016	1'19.323
5)	(182.4)	33.964	19.279	25.998	1'19.241
6)	(185.2)	33.746	20.224	27.306	1'21.276
7)	(183.0)	33.856	19.095	25.673	1'18.624
8)				25.711	1'18.429
9)	(168.4)	43.370	24.534	30.253	1'38.157
10)				6'09.331	7'22.152
11)		7'21.384	18.926	25.393	8'05.703
12)	(184.3)	33.665	18.692	25.561	1'17.918
13)	(182.1)	33.902	18.606	26.393	1'18.901
14)	(171.1)	33.865	18.493	25.283	1'17.641
15)	(183.3)	33.645	18.402	25.541	1'17.588
16)	(180.9)	33.823	19.389	25.506	1'18.718
17)	(184.3)	33.928	18.853	25.703	1'18.484
18)	(184.3)	33.770	19.183	27.253	1'20.206
19)	(180.6)	47.019	28.521	28.163	1'43.703
20)	(127.9)	41.376	21.606	28.731	1'31.713
21)	(104.8)	1'05.193	21.889	27.980	1'55.062
22)	(96.5)	47.704	18.627	25.342	1'31.673
23)	(184.6)	33.774	18.947	25.844	1'18.565
24)	(183.6)	33.903	19.119	26.369	1'19.391
25)	(179.1)	34.295	19.128	25.632	1'19.055
26)	(184.9)	33.622	19.170	25.704	1'18.496
27)	(185.5)	33.633	18.859	25.639	1'18.131
28)	(183.6)	33.916	18.677	26.922	1'19.515
29)	(180.6)	45.008	26.363	36.784	1'48.155
30)	(102.1)	26'33.709	19.302	27.520	27'20.531
31)	(73.4)	41.403	22.193	26.012	1'29.608
32)	(181.8)	35.409	18.896	25.272	1'19.577
33)	(182.7)	38.193	18.525	25.489	1'22.207
34)	(181.8)	34.499	18.886	25.591	1'18.976
35)	(182.1)	35.255	19.968	25.654	1'20.877
36)	(182.1)	34.022	18.535	25.616	1'18.173
37)	(182.1)	33.688	22.371	34.291	1'30.350
38)	(97.0)	2'42.235	19.060	25.818	3'27.113
39)	(179.4)	34.929	18.568	25.503	1'19.000
40)	(182.7)	34.083	18.587	25.776	1'18.446
41)	(183.0)	33.717	18.740	25.936	1'18.393
42)	(180.6)	37.301	25.533	31.985	1'34.819
43)	(97.1)	4'43.244	18.913	26.150	5'28.307
44)	(182.4)	34.111	19.379	25.783	1'19.273
45)	(180.3)	30'49.816	20.962	27.843	31'38.621
46)	(171.4)	34.830	18.861	25.999	1'19.690
47)	(183.6)	37.366	18.949	25.738	1'22.053
48)	(184.9)	33.664	18.574	28.834	1'21.072
49)	(88.3)	39.664	19.298	25.734	1'24.696
50)	(183.6)	33.294	18.585	25.401	1'17.280
51)	(179.7)	34.291	19.400	25.984	1'19.675
52)	(183.9)	33.638	18.642	25.481	1'17.761
53)	(185.2)	34.449	18.474	25.816	1'18.739
54)	(184.6)	33.430	18.798	25.327	1'17.555
55)	(184.6)	36.114	18.603	25.383	1'20.100

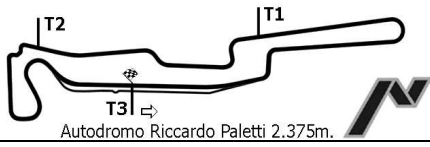
<i>GIRO</i>	<i>VEL</i>	<i>SETT.1</i>	<i>SETT.2</i>	<i>FINISH</i>	<i>TEMPO</i>	<i>GIRO</i>	<i>VEL</i>	<i>SETT.1</i>	<i>SETT.2</i>	<i>FINISH</i>	<i>TEMPO</i>
56)	(179.1)	33.771	18.784	25.437	1'17.992						
57)	(180.3)	33.859	18.617	27.678	1'20.154						
58)	(129.4)	16'02.814	19.140	26.038	16'47.992						
59)	(184.3)	33.954	18.498	25.498	1'17.950						
60)	(183.3)	33.624	21.337	25.862	1'20.823						
61)	(184.6)	38.036	24.003	27.296	1'29.335						
62)	(181.8)	34.942	22.490	28.454	1'25.886						
63)	(95.4)	38.540	18.727	28.810	1'26.077						
64)	(177.3)	33.710	18.449	25.337	1'17.496						
65)	(184.9)	33.534	18.232	25.156	1'16.922						
66)	(183.3)	33.468	18.431	25.486	1'17.385						
67)	(184.6)	33.703	18.628	25.643	1'17.974						



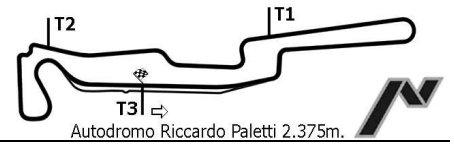
ANALISI DEI TEMPI SESSIONE DI PROVA 1



GIRO	VEL	SETT.1	SETT.2	FINISH	TEMPO	GIRO	VEL	SETT.1	SETT.2	FINISH	TEMPO
49 SEAT						56)	(174.7)	34.240	18.936	25.835	1'19.011
SEAT LEON						57)	(172.8)	11'24.640	19.905	26.467	12'11.012
1)	(154.0)	35'33.552	21.487	28.890	1'28.990	58)	(171.7)	35.395	20.154	25.752	1'21.301
2)	(164.8)	38.279	21.199	27.247	1'26.725	59)	(173.0)	34.665	18.720	26.031	1'19.416
3)	(153.6)	36.746	21.045	27.949	1'25.740	60)	(173.0)	34.719	18.547	25.719	1'18.985
4)	(164.1)	36.747	20.761	26.996	1'24.504	61)	(173.0)	34.826	18.825	26.077	1'19.728
5)	(168.2)	35.819	20.662	27.772	1'24.253	62)	(171.7)	34.618	18.665	25.976	1'19.259
6)	(167.1)	36.724	20.433	27.608	1'24.765	63)	(173.6)	34.935	19.081	26.261	1'20.277
7)	(167.9)	37.163	20.473	27.083	1'24.719	64)	(147.5)	36.625	19.425	26.253	1'22.303
8)	(167.9)	36.051	20.575	27.132	1'23.758	65)	(171.9)	34.556	18.578	25.931	1'19.065
9)	(169.5)	36.556	20.989	27.965	1'25.510	66)	(172.2)	34.393	18.836	25.737	1'18.966
10)	(159.5)	6'21.693	24.092	33.925	7'19.710	67)	(174.4)	34.464	18.733	25.955	1'19.152
11)	(109.3)	48.960	21.142	29.386	1'39.488	68)	(173.0)	6'13.234	20.899	28.578	7'02.711
12)	(163.8)	56.281	22.633	30.732	1'49.646	69)	(159.0)	36.657	21.860	30.060	1'28.577
13)	(154.7)	6'09.573	21.733	26.423	6'57.729	70)	(131.0)	37.340	20.453	29.916	1'27.709
14)	(163.3)	34.322	18.487	25.239	1'18.048	71)	(169.0)	35.429	20.711	28.016	1'24.156
15)	(176.1)	33.326	18.250	24.542	1'16.118	72)	(153.4)	9'49.787	23.892	31.978	10'45.657
16)	(177.6)	33.214	17.659	24.559	1'15.432	73)	(156.7)	37.483	52.805	29.833	2'00.121
17)	(176.7)	33.755	17.687	24.506	1'15.948	74)	(153.8)	37.038	21.152	28.076	1'26.266
18)	(175.8)	33.509	17.953	24.922	1'16.384	75)	(169.2)	36.552	23.190	28.145	1'27.887
19)	(176.4)	52.091	18.750	24.838	1'35.679	76)	(146.5)	38.897	21.258	29.035	1'29.190
20)	(176.1)	33.488	18.465	24.994	1'16.947	77)	(162.6)	43.259	21.495	28.975	1'33.729
21)	(164.8)	34.093	18.102	24.652	1'16.847	78)	(169.0)	7'13.894	29.860	28.343	8'12.097
22)	(177.3)	33.357	17.920	24.523	1'15.800	79)	(163.6)	37.940	21.792	27.627	1'27.359
23)	(179.1)	33.721	18.040	24.353	1'16.114	80)	(168.4)	36.395	20.601	27.686	1'24.682
24)	(175.6)	33.645	17.999	24.441	1'16.085	81)	(157.2)	37.810	21.016	28.461	1'27.287
25)	(177.9)	33.452	17.827	24.422	1'15.701	82)	(165.1)	35.562	19.939	27.998	1'23.499
26)	(176.7)	32.854	17.690	24.369	1'14.913	83)	(168.7)	36.079	20.992	28.516	1'25.587
27)	(175.8)	32.884	17.454	24.317	1'14.655	84)	(170.3)	35.489	20.075	27.120	1'22.684
28)	(177.0)	33.283	17.783	24.276	1'15.342	85)	(169.2)	35.429	20.611	28.379	1'24.419
29)	(177.3)	33.163	18.347	24.216	1'15.726						
30)	(178.5)	32.837	17.340	24.475	1'14.652						
31)	(176.7)	33.510	20.721	44.734	1'38.965 B						
32)	16'33.275	18.509	25.535		17'17.319						
33)	(176.1)	33.201	17.863	25.545	1'16.609						
34)	(173.6)	33.590	17.737	24.889	1'16.216						
35)	(174.7)	33.335	17.630	24.364	1'15.329						
36)	(175.0)	32.880	18.293	24.718	1'15.891						
37)	(177.3)	32.806	17.693	24.888	1'15.387						
38)	(175.6)	32.877	17.741	25.534	1'16.152						
39)	(174.7)	5'51.878	21.241	29.585	6'42.704						
40)	(152.7)	37.658	20.440	29.608	1'27.706						
41)	(160.2)	37.539	21.587	29.357	1'28.483						
42)	(165.8)	42.337	21.106	29.419	1'32.862						
43)	(163.8)	36.305	20.792	27.293	1'24.390						
44)	(165.6)	36.695	21.982	28.040	1'26.717						
45)	(168.7)	45.159	23.703	28.906	1'37.768						
46)	(165.3)	36.249	20.460	28.901	1'25.610						
47)	(172.5)	40.165	20.858	28.730	1'29.753						
48)	(170.0)	37.192	20.315	28.968	1'26.475						
49)	(156.5)	37.657	20.838	28.251	1'26.746						
50)	(169.2)	40.571	20.443	27.739	1'28.753						
51)	(170.8)	35.728	20.738	28.464	1'24.930						
52)	(169.5)	6'26.193	20.568	27.064	7'13.825						
53)	(172.5)	35.198	19.534	25.934	1'20.666						
54)	(173.3)	34.950	18.723	26.000	1'19.673						
55)	(172.5)	34.548	19.422	26.251	1'20.221						



ANALISI DEI TEMPI SESSIONE DI PROVA 1



GIRO VEL SETT.1 SETT.2 FINISH TEMPO

GIRO VEL SETT.1 SETT.2 FINISH TEMPO

Il DS Cronometraggio: Rapi Andrea